

Session Name: 04 - Upper Bound Lecture 2-3-2022 1-03 PM

Date Created: 2/3/22, 12:17:19 PM Active Participants: 114 of 121

Average Score: 35.96% Questions: 5

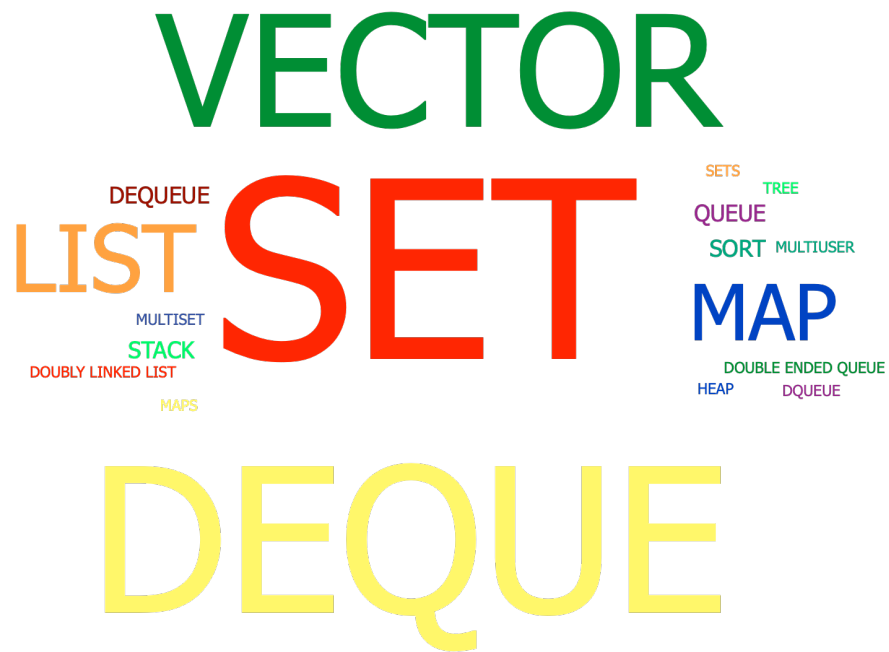
Results by Question

1. Please do Question 1 which is displayed on the screen in class. (Short Answer)

	Responses	
	Percent	Count
SET	27.68%	31
DEQUEUE (c)	22.32%	25
VECTOR	16.96%	19
LIST	9.82%	11
MAP	8.04%	9
DEQUEUE	1.79%	2
QUEUE	1.79%	2
SORT	1.79%	2
STACK	1.79%	2
DOUBLE ENDED QUEUE	0.89%	1
DOUBLY LINKED LIST	0.89%	1
DQUEUE	0.89%	1
HEAP	0.89%	1
MAPS	0.89%	1
MULTISET	0.89%	1
MULTIUSER	0.89%	1
SETS	0.89%	1
TREE	0.89%	1
Totals	100%	112

Keyword(s): deque

Keyword Matches: 25



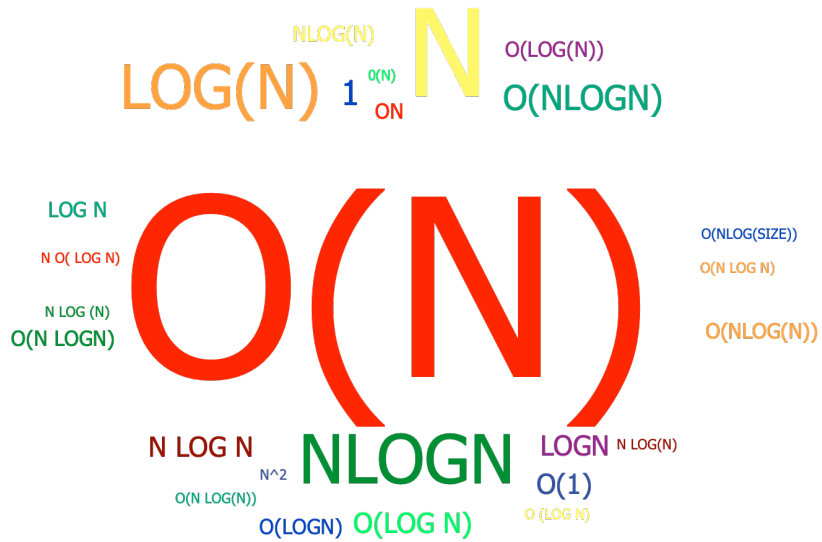
2. Please do Question 2 which is displayed on the screen in class. (Short Answer)

Responses		
	Percent	Count
$O(N) (c)$	31.86%	36
$N (c)$	15.04%	17
NLOGN	7.96%	9
LOG(N)	7.08%	8
1	3.54%	4
$O(NLOGN)$	3.54%	4

LOGN	2.65%	3
N LOG N	2.65%	3
O(1)	2.65%	3
O(LOG N)	2.65%	3
LOG N	1.77%	2
NLOG(N)	1.77%	2
O(LOG(N))	1.77%	2
O(LOGN)	1.77%	2
O(N LOGN)	1.77%	2
O(NLOG(N))	1.77%	2
ON	1.77%	2
O(N)	0.88%	1
N LOG (N)	0.88%	1
N LOG(N)	0.88%	1
N O(LOG N)	0.88%	1
N^2	0.88%	1
O (LOG N)	0.88%	1
O(N LOG N)	0.88%	1
O(N LOG(N))	0.88%	1
O(NLOG(SIZE))	0.88%	1
Totals	100%	113

Keyword(s): O(n);n

Keyword Matches: 53



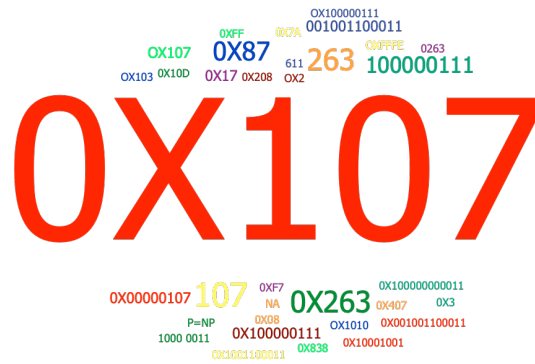
3. Please do Question 3 which is displayed on the screen in class. (Short Answer)

Responses		
	Percent	Count
0X107 (c)	45.54%	51
107	6.25%	7
0X263	5.36%	6
263	5.36%	6
0X87	4.46%	5
100000111	3.57%	4

001001100011	1.79%	2
0X00000107	1.79%	2
0X100000111	1.79%	2
0X17	1.79%	2
0X107	1.79%	2
0263	0.89%	1
0X001001100011	0.89%	1
0X08	0.89%	1
0X100000000011	0.89%	1
0X10001001	0.89%	1
0X1001100011	0.89%	1
0X10D	0.89%	1
0X208	0.89%	1
0X3	0.89%	1
0X407	0.89%	1
0X7A	0.89%	1
0X838	0.89%	1
0XF7	0.89%	1
0XFF	0.89%	1
1000 0011	0.89%	1
611	0.89%	1
NA	0.89%	1
0X100000111	0.89%	1
0X1010	0.89%	1
0X103	0.89%	1
0X2	0.89%	1
0XFFFE	0.89%	1
P=NP	0.89%	1
Totals	100%	112

Keyword(s): 0x107

Keyword Matches: 51



4. Please do Question 4 which is displayed on the screen in class. (Short Answer)

Responses		
	Percent	Count
0X3 (c)	43.24%	48
3	10.81%	12
0X104	3.6%	4
0X003	2.7%	3
0X	1.8%	2
0X107	1.8%	2

0X11	1.8%	2
260	1.8%	2
0X3	1.8%	2
00000000011	0.9%	1
00000011	0.9%	1
00002633	0.9%	1
001	0.9%	1
0011	0.9%	1
0X0	0.9%	1
0X0000003	0.9%	1
0X001001100011	0.9%	1
0X10001011	0.9%	1
0X1001100011	0.9%	1
0X102	0.9%	1
0X10A	0.9%	1
0X12	0.9%	1
0X2	0.9%	1
0X203	0.9%	1
0X278	0.9%	1
0X7	0.9%	1
0X83	0.9%	1
0X838	0.9%	1
0XAB1	0.9%	1
0XF3	0.9%	1
100000100	0.9%	1
100000111	0.9%	1
100001010	0.9%	1
110	0.9%	1
263	0.9%	1
2633	0.9%	1
266	0.9%	1

NA	0.9%	1
OX11	0.9%	1
OX123	0.9%	1
OX2	0.9%	1
OX263	0.9%	1
OX7	0.9%	1
Totals	100%	111

Keyword(s): 0x3
Keyword Matches: 48



5. Please do Question 5 which is displayed on the screen in class. (Short Answer)

Responses	
Percent	Count

0X104 (c)	25.69%	28
104	5.5%	6
0X0	3.67%	4
0X260	3.67%	4
0X4	3.67%	4
0X84	3.67%	4
260	3.67%	4
0X100	2.75%	3
0X107	2.75%	3
0	1.83%	2
0X	1.83%	2
0X100000100	1.83%	2
0X266	1.83%	2
263	1.83%	2
266	1.83%	2
0X104	1.83%	2
.	0.92%	1
000	0.92%	1
000000011	0.92%	1
001001100000	0.92%	1
00263300	0.92%	1
0101	0.92%	1
0X00000107	0.92%	1
0X001	0.92%	1
0X10001010	0.92%	1
0X110110011100	0.92%	1
0X14	0.92%	1
0X204	0.92%	1
0X20B	0.92%	1
0X23	0.92%	1
0X26	0.92%	1

OX315	0.92%	1
OX34	0.92%	1
OX7	0.92%	1
OX820	0.92%	1
OXAZ	0.92%	1
100	0.92%	1
100000000	0.92%	1
100000100	0.92%	1
100000111	0.92%	1
12	0.92%	1
228099131	0.92%	1
256	0.92%	1
269	0.92%	1
87.6	0.92%	1
NA	0.92%	1
OX1	0.92%	1
OX100000100	0.92%	1
OX3	0.92%	1
OXE	0.92%	1
OXFC	0.92%	1
Totals	100%	109

Keyword(s): 0x104

Keyword Matches: 28

0101 0X00000107
01001100000 87.6 0X20B 0X100000100
000000011 0X26 266 0X266 0XFC 00263300
0XAZ 0X3 0X14 263 0X0 12 104 0X1 100 0X315
228099131 0X23 0X100 0X204 000 0X NA 100000000

0X104

0X260 0X84 0 .260 0X820 256
100000100
0X001 0X104 0X4 0X107 0X34
269 0X7 0XE
100000111 0X100000100 0X110110011100
0X10001010