

Session Name: 23- Trees 4-27-2023 10-41 AM

Date Created: 4/27/23, 10:31:48 AM Active Participants: 58 of 76


Average Score: 52.87% Questions: 6

Results by Question

1. Please do question 1, which is displayed on the screens in class. (Short Answer)

Responses		
	Percent	Count
I (c)	60.34%	35
E	27.59%	16
/	1.72%	1
C	1.72%	1
E/I	1.72%	1
G	1.72%	1
L	1.72%	1
R	1.72%	1
S	1.72%	1
Totals	100%	58

Keyword(s): I
Keyword Matches: 35



2. Please do question 2, which is displayed on the screens in class. (Short Answer)

Responses		
	Percent	Count
G (c)	65.52%	38
I	24.14%	14
C	1.72%	1
E	1.72%	1
H	1.72%	1
I/G	1.72%	1

L	1.72%	1
R	1.72%	1
Totals	100%	58

Keyword(s): G
Keyword Matches: 38

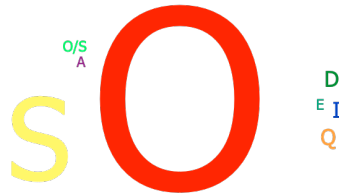


3. Please do question 3, which is displayed on the screens in class. (Short Answer)

Responses		
	Percent	Count
O (c)	58.62%	34
S	25.86%	15
D	3.45%	2
I	3.45%	2

Q	3.45%	2
A	1.72%	1
E	1.72%	1
O/S	1.72%	1
Totals	100%	58

Keyword(s): O;0
Keyword Matches: 34

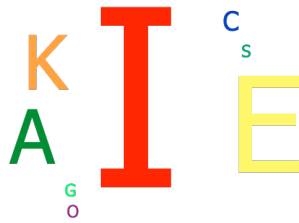


4. Please do question 4, which is displayed on the screens in class. (Short Answer)

Responses		
	Percent	Count
I (c)	43.86%	25

E	22.81%	13
A	12.28%	7
K	12.28%	7
C	3.51%	2
G	1.75%	1
O	1.75%	1
S	1.75%	1
Totals	100%	57

Keyword(s): I
Keyword Matches: 25



5. Please do question 5, which is displayed on the screens in class. (Short Answer)

Responses

	Percent	Count
G (c)	50.88%	29
K	14.04%	8
E	12.28%	7
I	8.77%	5
C	3.51%	2
M	3.51%	2
FRED	1.75%	1
NONE	1.75%	1
O	1.75%	1
S	1.75%	1
Totals	100%	57

Keyword(s): G
Keyword Matches: 29



6. Please do question 6, which is displayed on the screens in class. (Short Answer)

Responses		
	Percent	Count
O (c)	40.35%	23
S	22.81%	13
W	8.77%	5
C	5.26%	3
Q	5.26%	3
U	5.26%	3
E	3.51%	2
G	3.51%	2
A	1.75%	1
D	1.75%	1
J	1.75%	1
Totals	100%	57

Keyword(s): O;0

Keyword Matches: 23

W O S
E Q D G
A U C